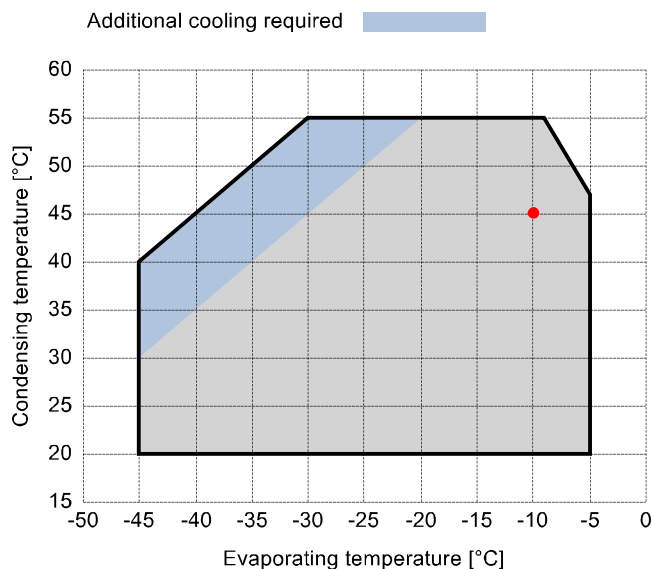


Input data

Refrigerant	R404A	
Reference temperature	Dew point temperature	
Calculation mode	Refrigeration / Air Cond.	
Operating mode	Subcritical	
Power supply	400/3/50	
Condensing temperature	°C	45
Condensing pressure	bar	20,47
Liquid subcooling	K	0
Liquid temperature	°C	44,67
Evaporating temperature	°C	-10
Evaporating pressure	bar	4,34
Suction gas superheating	K	10
Useful fraction of superheating	%	100



Output data

Compressor :		W40-168Y
Number of compressors :		FSx1
Refrigerating capacity	kW	78,774
Refrigerating capacity [*ref]	kW	84,404
Evaporator capacity	kW	78,774
Power input	W	37116
Condenser capacity, theor.	kW	115,89
Current	A	64,35
COP/EER	W/W	2,12
Mass flow	kg/h	2793
Operating frequency	Hz	50
Connection	-	PWS
Operating mode	-	100%
Discharge temperature	°C	71,78
Ratio (%)	%	100,0%
Note	-	
Oil flow	l/min	-
Heat Exchanged (oil Cooler)	kW	-
Oil Temp. at Oil Cooler Outlet	°C	-
Certified by	-	Frascold

Certified by:

- Frascold tentative data

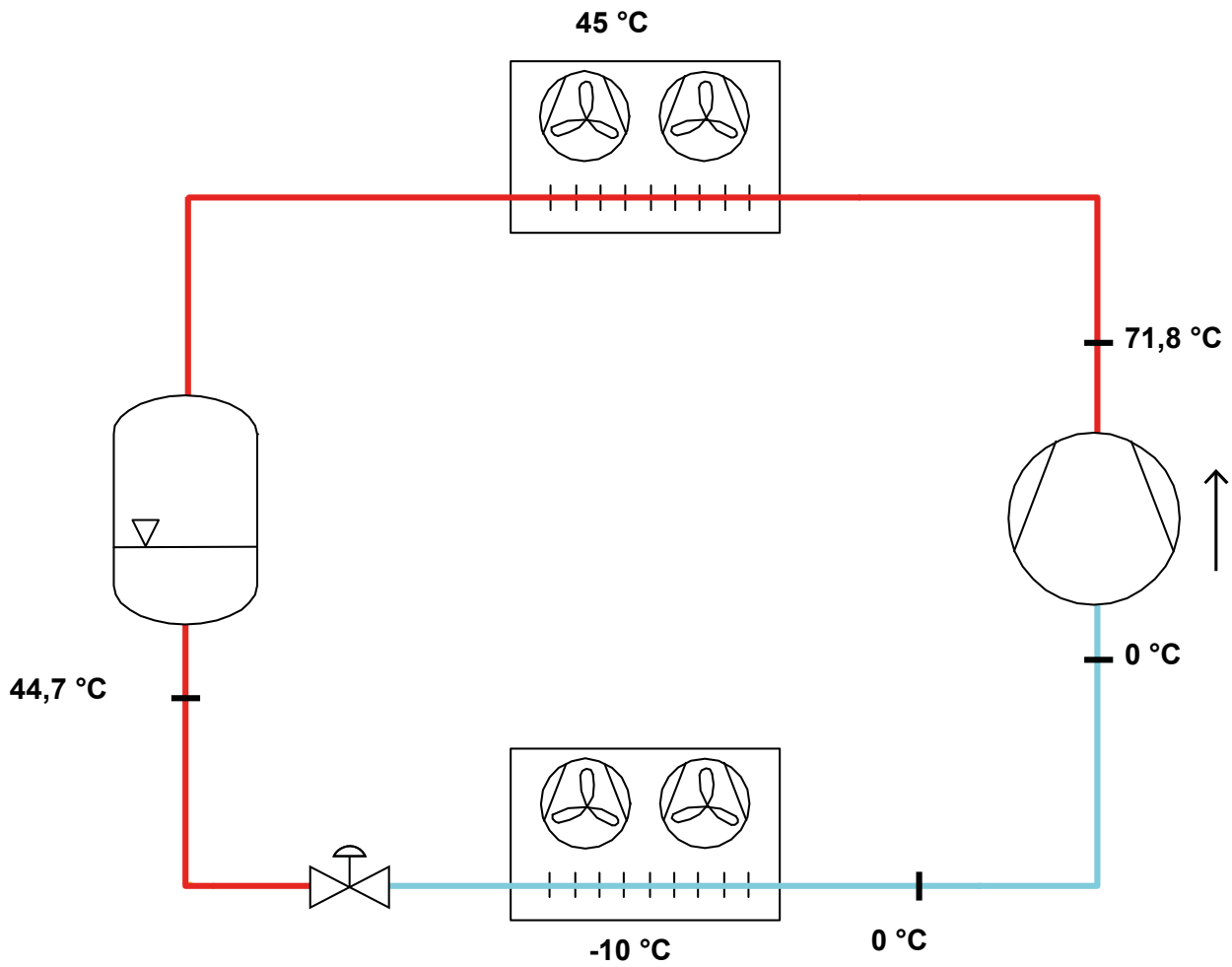


Legend:

- *ref: At conditions according to EN12900
- Suction gas temperature = 20 °C
- Liquid subcooling = 0 K

All data subject to change without notice

P&I Diagram:



Model: W40-168Y

Refrigerant: R404A

Power supply: 400/3/50 PWS

Technical data:

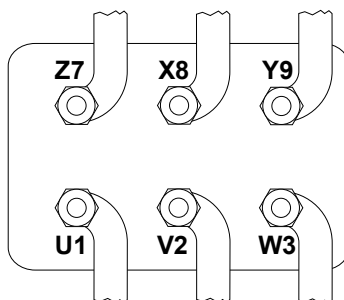
Displacement	167,6 m ³ /h
Nominal compressor speed	1450 rpm
Motor voltage	400 V
Nominal operating frequency	50 Hz
Maximum allowed operating current (MRA)	71,4 A
Locked rotor current (LRA)	215 A
Locked rotor current (LRA), DOL	298 A
Number of pistons	8
Net weight	299 kg
Lubricant	FRASCOLD POE68
Oil charge	7,7 l
Maximum static pressure LP	20,5 bar
Maximum operating pressure HP	30 bar

Sound level:

Sound power level -10/45°C R404A @50Hz	84 dB(A)
Sound pressure (*) - Distance: 1 m	76 dB(A)

*half sphere model

Motor connections:



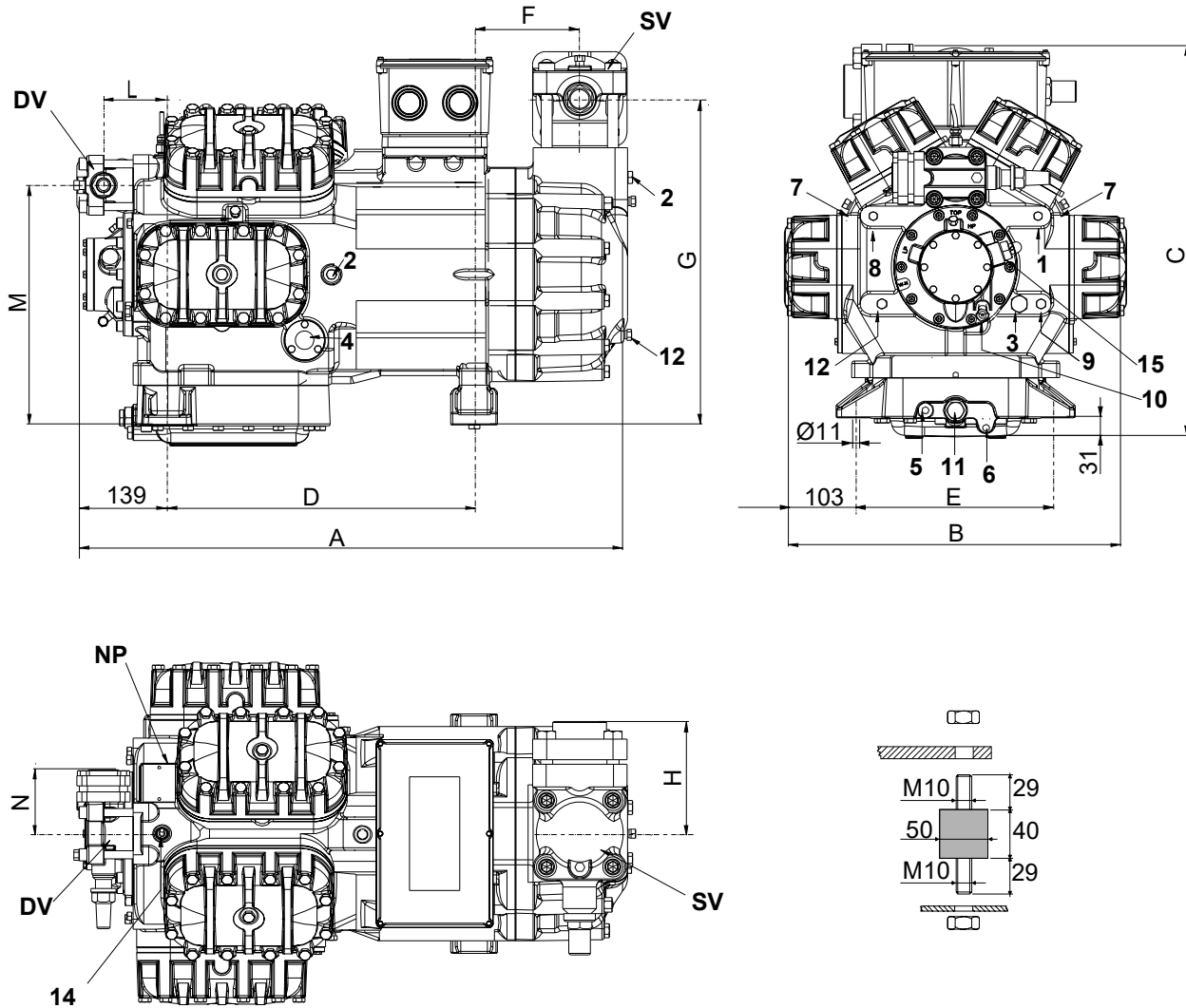
All data subject to change without notice

Model: W40-168Y

Refrigerant: R404A

Power supply: 400/3/50 PWS

Dimensions:



Legend:

SV: Suction Valve	2 5/8" in - 67 mm	3: Oil charge plug	3/8" GAS
DV: Discharge valve	1 5/8" - 42 mm	4: Oil level sight glass	-
A: Length	838 mm	5: Crankcase heater seat	-
B: Width	511 mm	6: Oil drain plug	1/4" GAS
C: Height	588 mm	7: Liquid injection plug	1/4" NPT
D: Base mounting	458 mm	8: Liquid injection sensor plug	1/8" NPT
E: Base mounting	305 mm	9: Oil pressure switch connection (LP)	1/4" NPT
F: Suction Valve	158 mm	10: Oil pressure switch connection (HP)	1/4" SAE
G: Suction Valve	486 mm	11: Oil filter	3/8" GAS
H: Suction Valve	160 mm	12: Oil return plug	1/4" NPT
L: Discharge valve	95 mm	14: Max discharge temperature sensor connection	1/8" NPT
M: Discharge valve	358 mm	15: Electronic oil pressure switch connection	-
N: Discharge valve	95 mm	NP: Nameplate	-
1: High pressure connection	1/8" NPT	DIMENSION UNITS: mm	
2: Low pressure connection	1/4" NPT	SECONDARY DIMENSION UNITS: [in]	

All data subject to change without notice

Model: W40-168Y

Refrigerant: R404A

Power supply: 400/3/50 PWS

Polynomial coefficients according to EN12900 for W40-168Y:

*S = T_{evap} ; D = T_{cond}

Reference conditions	
Refrigerant	R404A
Ambient temperature	35 °C
Suction gas temperature	20 °C
Liquid subcooling	0 K
Frequency	50 Hz

	Refrigerating capacity [W]	Power input [W]
C1	2,317298E+005	1,380621E+004
C2	7,784555E+003	-2,273047E+002
C3	-2,303758E+003	8,038457E+002
C4	8,221588E+001	-6,323466E+000
C5	-6,889815E+001	1,861206E+001
C6	-2,144362E+000	-2,854277E+000
C7	1,702632E-001	-6,497403E-003
C8	-7,097830E-001	6,684540E-002
C9	-8,785684E-002	1,161654E-002
C10	9,773332E-003	-4,619277E-003

$$Y = C1 + C2*S + C3*D + C4*S^2 + C5*S*D + C6*D^2 + C7*S^3 + C8*D*S^2 + C9*S*D^2 + C10*D^3$$