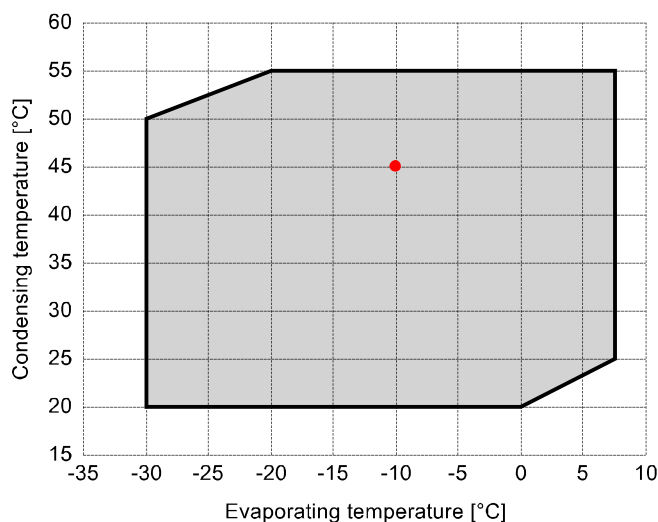


### Input data

Refrigerant	R404A	
Reference temperature	Dew point temperature	
Calculation mode	Refrigeration / Air Cond.	
Operating mode	Subcritical	
Power supply	400/3/50	
Condensing temperature	°C	45
Condensing pressure	bar	20,47
Liquid subcooling	K	0
Liquid temperature	°C	44,67
Evaporating temperature	°C	-10
Evaporating pressure	bar	4,34
Suction gas superheating	K	10
Useful fraction of superheating	%	100



### Output data

<b>Compressor :</b>		<b>W75-228Y</b>
Number of compressors :		FSx1
Refrigerating capacity	kW	103,471
Refrigerating capacity [ *ref ]	kW	110,866
Evaporator capacity	kW	103,471
Power input	W	48987
Condenser capacity, theor.	kW	152,458
Current	A	91,07
COP/EER	W/W	2,11
Mass flow	kg/h	3669
Operating frequency	Hz	50
Connection	-	PWS
Operating mode	-	100%
Discharge temperature	°C	71,97
Ratio (%)	%	100,0%
Note	-	
Oil flow	l/min	-
Heat Exchanged (oil Cooler)	kW	-
Oil Temp. at Oil Cooler Outlet	°C	-
Certified by	-	ASERCOM

### Certified by:

- ASERCOM (ref. EN12900, 50 Hz, 100% cap.)

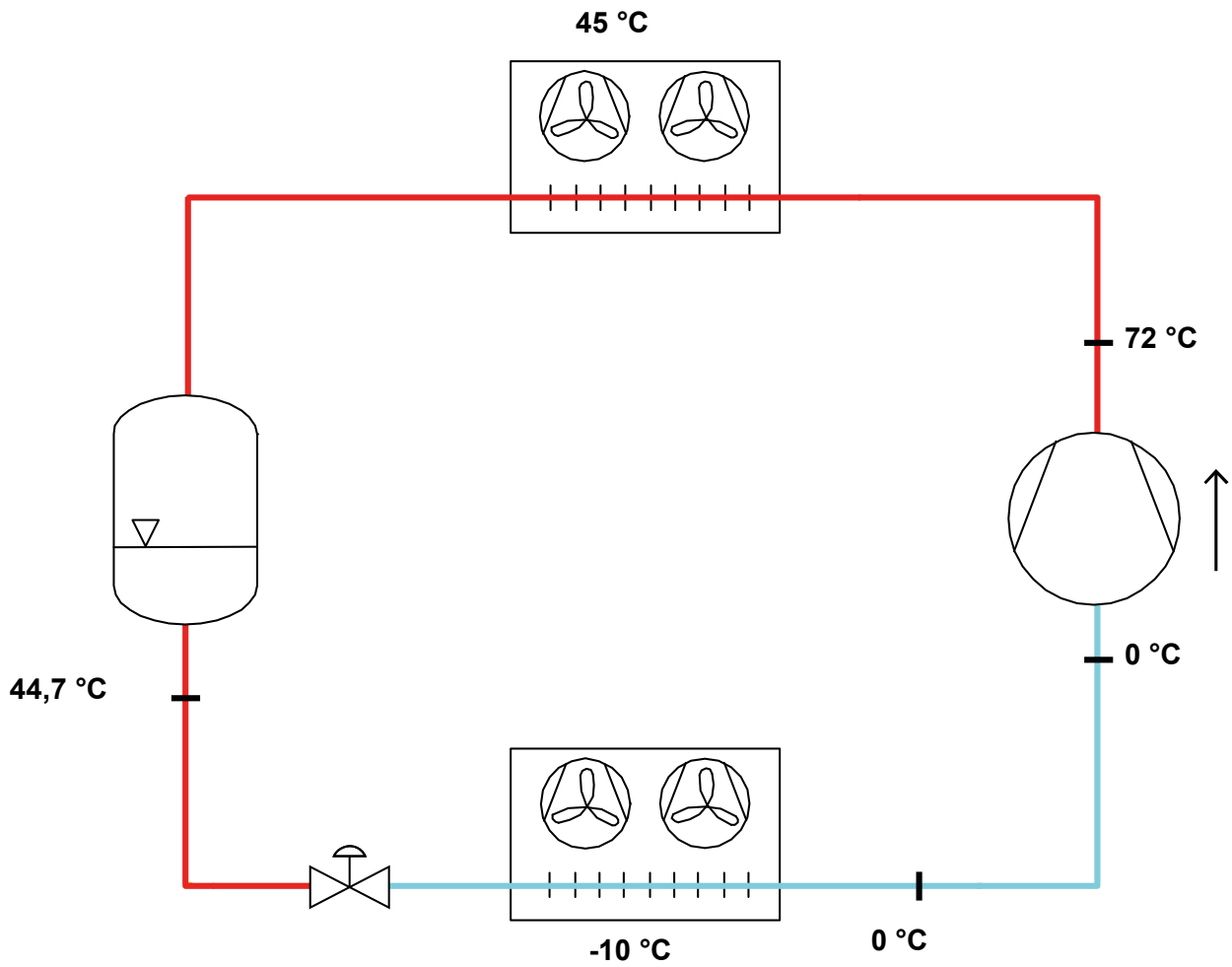


### Legend:

- \*ref: At conditions according to EN12900
- Suction gas temperature = 20 °C
- Liquid subcooling = 0 K

All data subject to change without notice

**P&I Diagram:**



**Model: W75-228Y**

Refrigerant: R404A

Power supply: 400/3/50 PWS

**Technical data:**

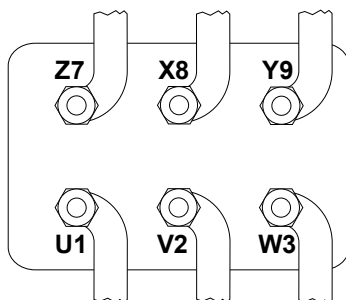
Displacement	227,77 m <sup>3</sup> /h
Nominal compressor speed	1450 rpm
Motor voltage	400 V
Nominal operating frequency	50 Hz
Maximum allowed operating current (MRA)	128,4 A
Locked rotor current (LRA)	417 A
Locked rotor current (LRA), DOL	584 A
Number of pistons	8
Net weight	328 kg
Lubricant	FRASCOLD POE68
Oil charge	7,7 l
Maximum static pressure LP	20,5 bar
Maximum operating pressure HP	30 bar

**Sound level:**

Sound power level 5/50°C R404A @50Hz	87,5 dB(A)
Sound pressure (*) - Distance: 1 m	79,5 dB(A)
Sound power level -10/45°C R404A @50Hz	89,4 dB(A)
Sound pressure (*) - Distance: 1 m	81,4 dB(A)

\*half sphere model

**Motor connections:**



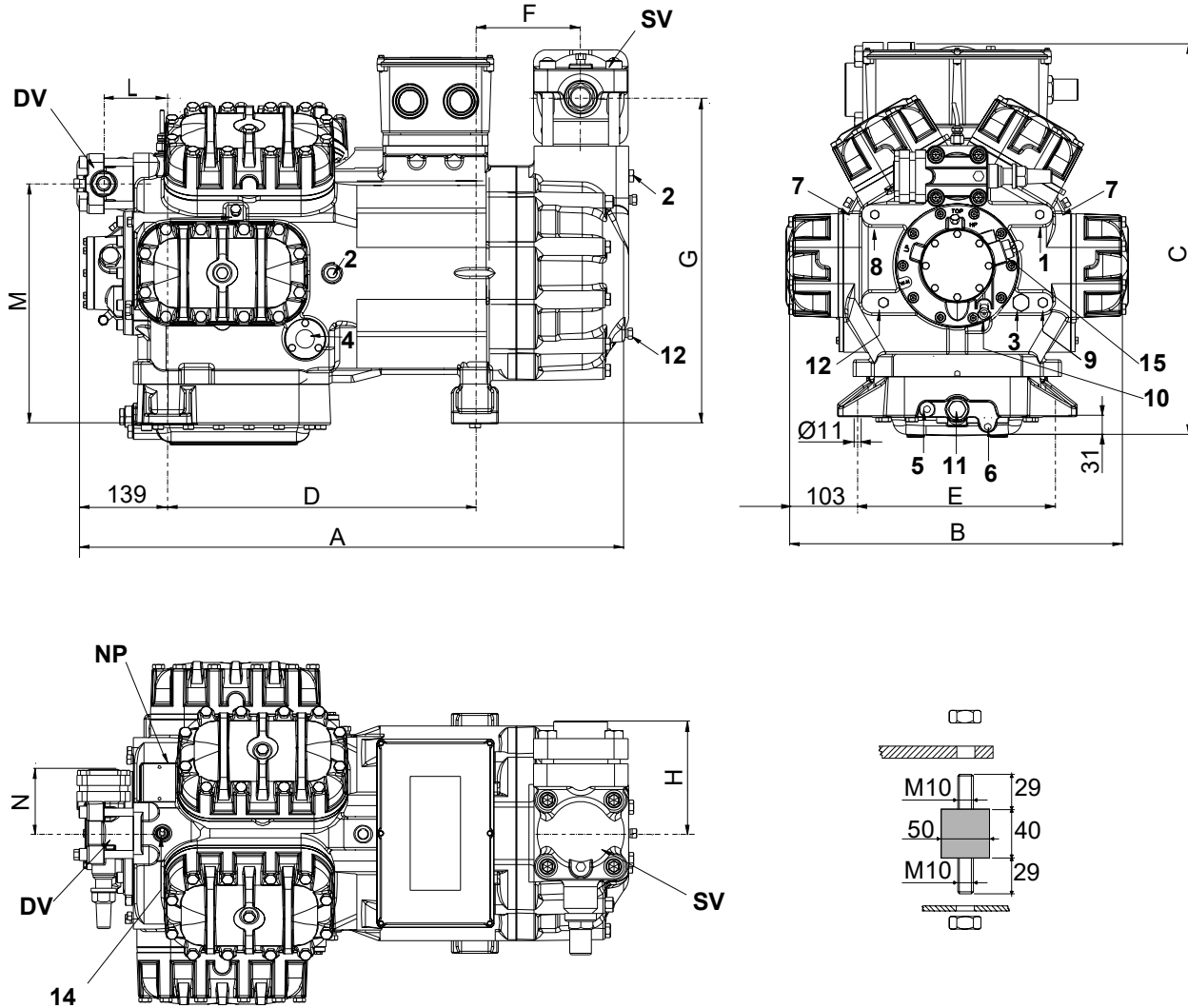
All data subject to change without notice

**Model: W75-228Y**

Refrigerant: R404A

Power supply: 400/3/50 PWS

**Dimensions:**



**Legend:**

SV: Suction Valve	3 1/8" - 80 mm	3: Oil charge plug	3/8" GAS
DV: Discharge valve	2 1/8" - 54 mm	4: Oil level sight glass	-
A: Length	864 mm	5: Crankcase heater seat	-
B: Width	519 mm	6: Oil drain plug	1/4" GAS
C: Height	588 mm	7: Liquid injection plug	1/4" NPT
D: Base mounting	458 mm	8: Liquid injection sensor plug	1/8" NPT
E: Base mounting	305 mm	9: Oil pressure switch connection (LP)	1/4" NPT
F: Suction Valve	190 mm	10: Oil pressure switch connection (HP)	1/4" SAE
G: Suction Valve	486 mm	11: Oil filter	3/8" GAS
H: Suction Valve	160 mm	12: Oil return plug	1/4" NPT
L: Discharge valve	95 mm	14: Max discharge temperature sensor connection	1/8" NPT
M: Discharge valve	358 mm	15: Electronic oil pressure switch connection	-
N: Discharge valve	162 mm	NP: Nameplate	-
1: High pressure connection	1/8" NPT	DIMENSION UNITS: mm	
2: Low pressure connection	1/4" NPT	SECONDARY DIMENSION UNITS: [ in ]	

*All data subject to change without notice*

**Model: W75-228Y**

Refrigerant: R404A

Power supply: 400/3/50 PWS

**Polynomial coefficients according to EN12900 for W75-228Y:**

\*S = T<sub>evap</sub> ; D = T<sub>cond</sub>

Reference conditions	
Refrigerant	R404A
Ambient temperature	35 °C
Suction gas temperature	20 °C
Liquid subcooling	0 K
Frequency	50 Hz

	Refrigerating capacity [W]	Power input [W]
<b>C1</b>	3,034677E+005	1,539333E+004
<b>C2</b>	1,092323E+004	-7,488936E+002
<b>C3</b>	-2,715047E+003	1,306713E+003
<b>C4</b>	1,391746E+002	-2,339230E+001
<b>C5</b>	-9,372704E+001	4,122859E+001
<b>C6</b>	-9,805477E+000	-8,333126E+000
<b>C7</b>	5,079452E-001	-1,541016E-001
<b>C8</b>	-1,240088E+000	2,926856E-001
<b>C9</b>	-2,445193E-001	-1,485270E-001
<b>C10</b>	4,067136E-002	6,477284E-003

$$Y = C1 + C2*S + C3*D + C4*S^2 + C5*S*D + C6*D^2 + C7*S^3 + C8*D*S^2 + C9*S*D^2 + C10*D^3$$