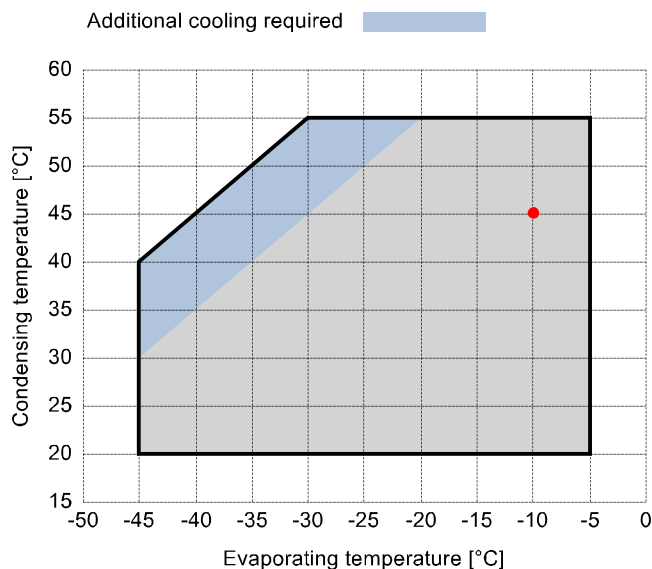


Input data

Refrigerant	R404A	
Reference temperature	Dew point temperature	
Calculation mode	Refrigeration / Air Cond.	
Operating mode	Subcritical	
Power supply	400/3/50	
Condensing temperature	°C	45
Condensing pressure	bar	20,47
Liquid subcooling	K	0
Liquid temperature	°C	44,67
Evaporating temperature	°C	-10
Evaporating pressure	bar	4,34
Suction gas superheating	K	10
Useful fraction of superheating	%	100



Output data

Compressor :	W70-228Y	
Number of compressors :	FSx1	
Refrigerating capacity	kW	105,754
Refrigerating capacity [*ref]	kW	113,312
Evaporator capacity	kW	105,754
Power input	W	49435
Condenser capacity, theor.	kW	155,189
Current	A	90,67
COP/EER	W/W	2,14
Mass flow	kg/h	3750
Operating frequency	Hz	50
Connection	-	PWS
Operating mode	-	100%
Discharge temperature	°C	71,47
Ratio (%)	%	100,0%
Note	-	
Oil flow	l/min	-
Heat Exchanged (oil Cooler)	kW	-
Oil Temp. at Oil Cooler Outlet	°C	-
Certified by	-	ASERCOM

Certified by:

- ASERCOM (ref. EN12900, 50 Hz, 100% cap.)

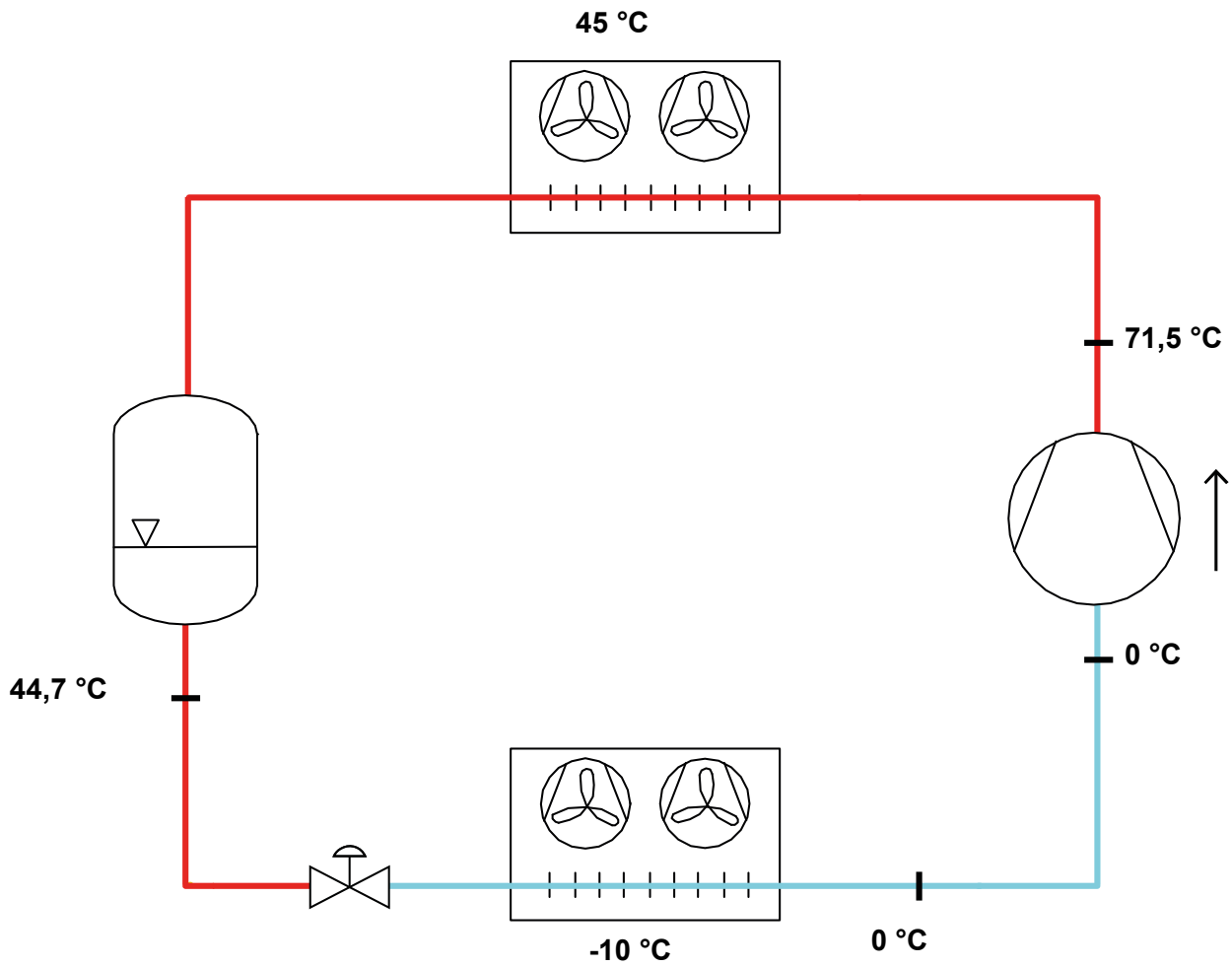


Legend:

- *ref: At conditions according to EN12900
- Suction gas temperature = 20 °C
- Liquid subcooling = 0 K

All data subject to change without notice

P&I Diagram:



Model: W70-228Y

Refrigerant: R404A

Power supply: 400/3/50 PWS

Technical data:

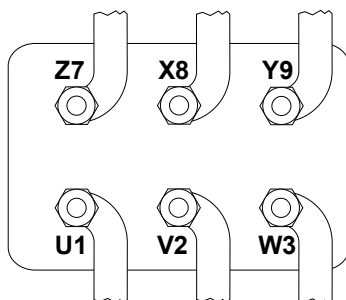
Displacement	227,77 m ³ /h
Nominal compressor speed	1450 rpm
Motor voltage	400 V
Nominal operating frequency	50 Hz
Maximum allowed operating current (MRA)	109,5 A
Locked rotor current (LRA)	390 A
Locked rotor current (LRA), DOL	548 A
Number of pistons	8
Net weight	328 kg
Lubricant	FRASCOLD POE68
Oil charge	7,7 l
Maximum static pressure LP	20,5 bar
Maximum operating pressure HP	30 bar

Sound level:

Sound power level -10/45°C R404A @50Hz	89,4 dB(A)
Sound pressure (*) - Distance: 1 m	81,4 dB(A)

*half sphere model

Motor connections:



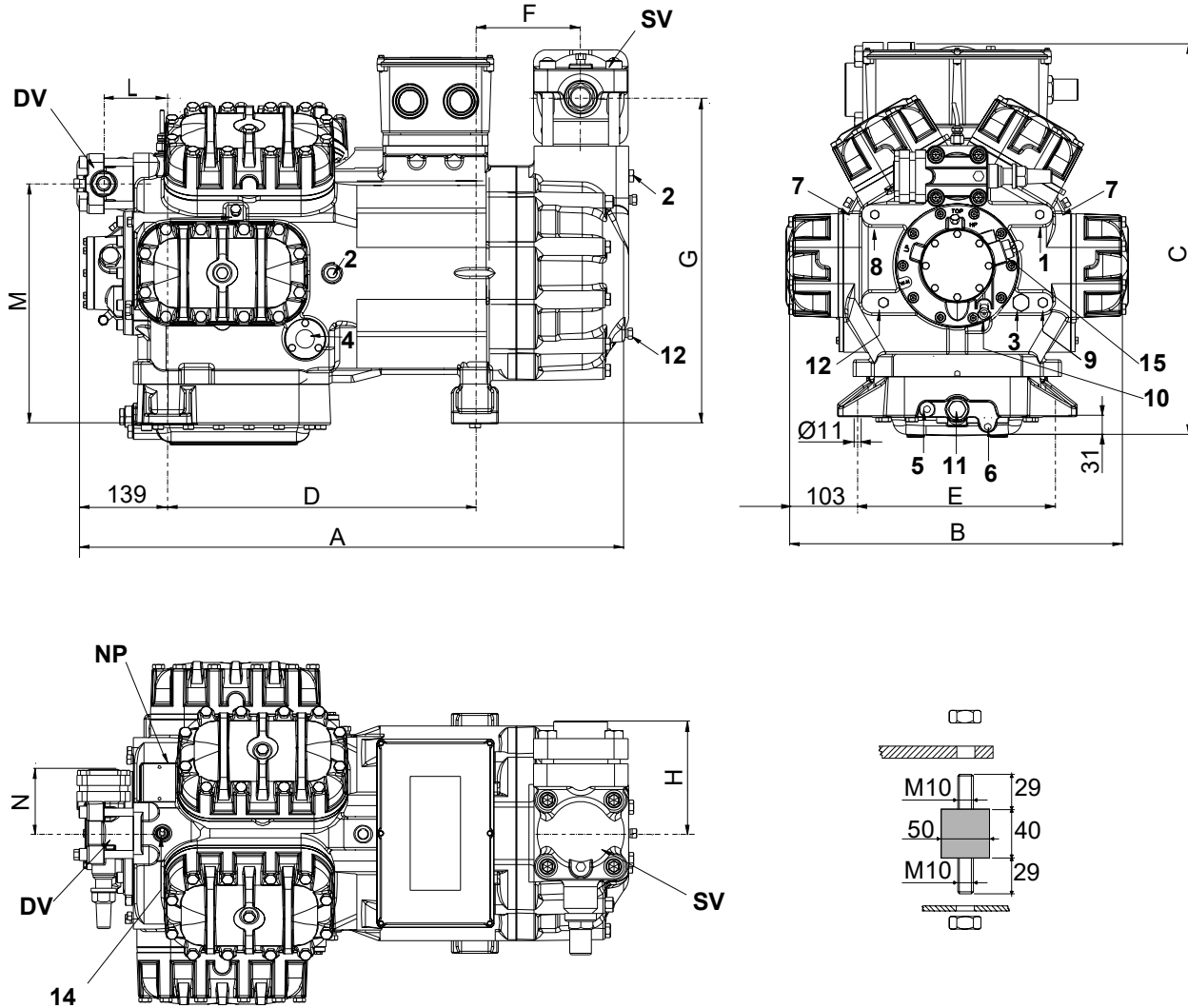
All data subject to change without notice

Model: W70-228Y

Refrigerant: R404A

Power supply: 400/3/50 PWS

Dimensions:



Legend:

SV: Suction Valve	3 1/8" - 80 mm	3: Oil charge plug	3/8" GAS
DV: Discharge valve	2 1/8" - 54 mm	4: Oil level sight glass	-
A: Length	864 mm	5: Crankcase heater seat	-
B: Width	519 mm	6: Oil drain plug	1/4" GAS
C: Height	588 mm	7: Liquid injection plug	1/4" NPT
D: Base mounting	458 mm	8: Liquid injection sensor plug	1/8" NPT
E: Base mounting	305 mm	9: Oil pressure switch connection (LP)	1/4" NPT
F: Suction Valve	190 mm	10: Oil pressure switch connection (HP)	1/4" SAE
G: Suction Valve	486 mm	11: Oil filter	3/8" GAS
H: Suction Valve	160 mm	12: Oil return plug	1/4" NPT
L: Discharge valve	95 mm	14: Max discharge temperature sensor connection	1/8" NPT
M: Discharge valve	358 mm	15: Electronic oil pressure switch connection	-
N: Discharge valve	162 mm	NP: Nameplate	-
1: High pressure connection	1/8" NPT	DIMENSION UNITS: mm	
2: Low pressure connection	1/4" NPT	SECONDARY DIMENSION UNITS: [in]	

All data subject to change without notice

Model: W70-228Y

Refrigerant: R404A

Power supply: 400/3/50 PWS

Polynomial coefficients according to EN12900 for W70-228Y:

*S = T_{evap} ; D = T_{cond}

Reference conditions	
Refrigerant	R404A
Ambient temperature	35 °C
Suction gas temperature	20 °C
Liquid subcooling	0 K
Frequency	50 Hz

	Refrigerating capacity [W]	Power input [W]
C1	3,078833E+005	1,818100E+004
C2	1,020438E+004	-4,458341E+002
C3	-3,191633E+003	1,155689E+003
C4	1,118831E+002	-1,394121E+001
C5	-8,875813E+001	2,997392E+001
C6	1,496925E+000	-7,130233E+000
C7	3,637002E-001	-6,468221E-002
C8	-7,674696E-001	1,736560E-001
C9	-3,674834E-002	-4,608046E-002
C10	9,432320E-005	2,558608E-002

$$Y = C1 + C2*S + C3*D + C4*S^2 + C5*S*D + C6*D^2 + C7*S^3 + C8*D*S^2 + C9*S*D^2 + C10*D^3$$